
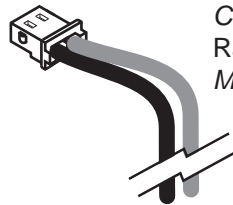




①



Situar la resistencia en el hueco.  
*Place de heating resistor as shown  
in picture.*  
Placez la résistance dans le creux.  
*Stecken Sie den Heizwiderstand  
wie im Bild gezeigt.*

②



Abrochar el conector molex  
*Connect the molex adaptor*  
Raccordez le connecteur Molex  
*Molexanschluss anschliessen*