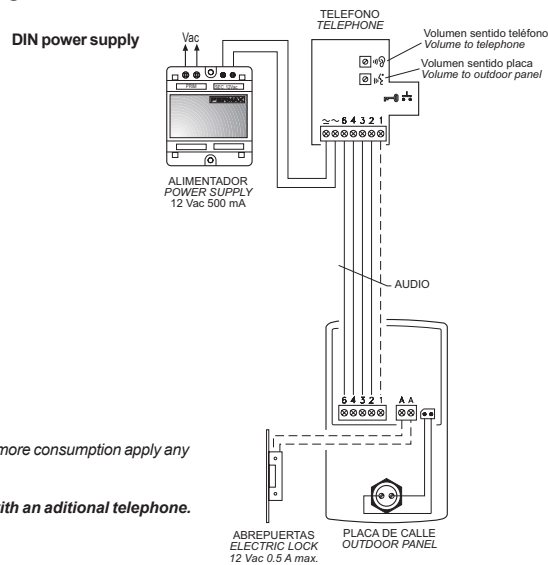


TECHNICAL FEATURES	
POWER SUPPLY	12 Vac $\pm 2\%$ 0.5 A
AUDIO POWER:	
TO OUTDOOR PANEL	0.75 W max
TO TELEPHONE	0.25 W max
WORKING TEMPERATURE	-10 ~ +60 °C
MICROPHONE	Electret
SPEAKER:	
PANEL	8 Ω Cone of polycarbonate
TELEPHONE	16 Ω Cone of polycarbonate

Installation diagram schematic



For electric locks with more consumption apply any suitable power supply.

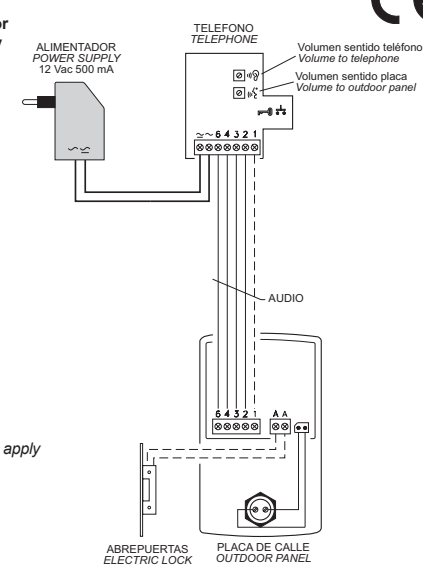
It can be extended with an additional telephone.

CABLES AUDIO / AUDIO WIRES	
DISTANCIA / LENGTH (m)	SECCION / SECTION (mm ²)
0 ~ 30	0.25
30 ~ 100	0.5
100 ~ 300	1

— 1 mm²
 - - - ABREPUERTAS OPCIONAL
 OPTIONAL ELECTRIC LOCK

Installation diagram schematic

Alimentador adaptador Adapter power supply

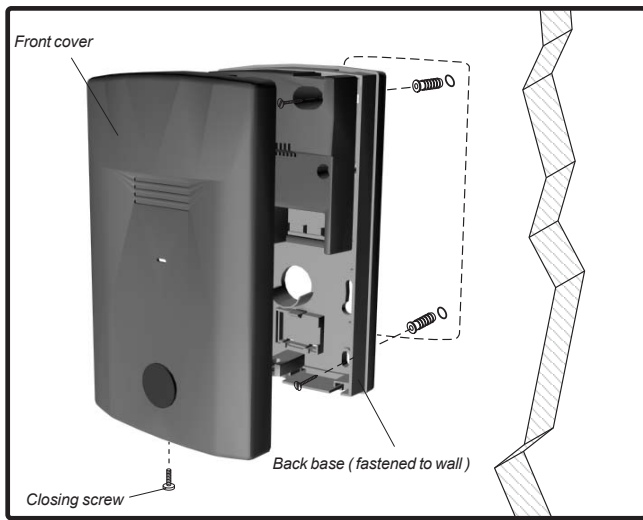


For electric locks with more consumption apply any suitable power supply.

It can be extended with an additional telephone.

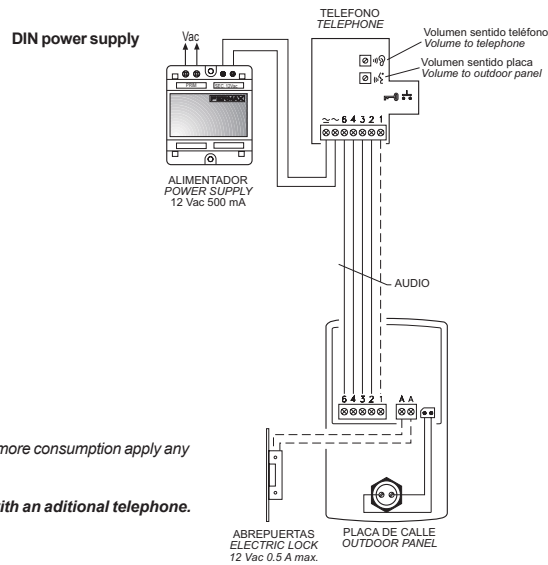
CABLES AUDIO / AUDIO WIRES	
DISTANCIA / LENGTH (m)	SECCION / SECTION (mm ²)
0 ~ 30	0.25
30 ~ 100	0.5
100 ~ 300	1

— 1 mm²
 - - - ABREPUERTAS OPCIONAL
 OPTIONAL ELECTRIC LOCK



TECHNICAL FEATURES	
POWER SUPPLY	12 Vac $\pm 2\%$ 0.5 A
AUDIO POWER:	
TO OUTDOOR PANEL	0.75 W max
TO TELEPHONE	0.25 W max
WORKING TEMPERATURE	-10 ~ +60 °C
MICROPHONE	Electret
SPEAKER:	
PANEL	8 Ω Cone of polycarbonate
TELEPHONE	16 Ω Cone of polycarbonate

Installation diagram schematic



For electric locks with more consumption apply any suitable power supply.

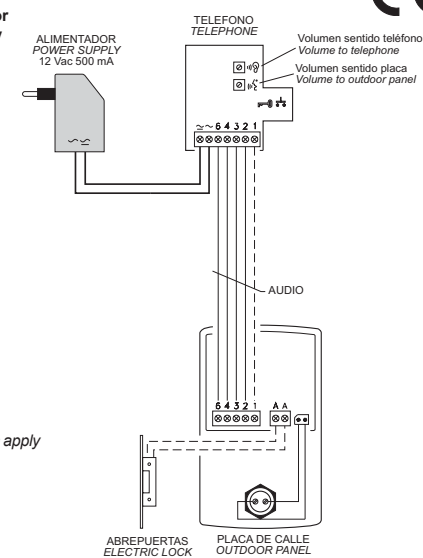
It can be extended with an additional telephone.

CABLES AUDIO / AUDIO WIRES	
DISTANCIA / LENGTH (m)	SECCION / SECTION (mm ²)
0 ~ 30	0.25
30 ~ 100	0.5
100 ~ 300	1

— 1 mm²
 - - - ABREPUERTAS OPCIONAL
 OPTIONAL ELECTRIC LOCK

Installation diagram schematic

Alimentador adaptador Adapter power supply



For electric locks with more consumption apply any suitable power supply.

It can be extended with an additional telephone.

CABLES AUDIO / AUDIO WIRES	
DISTANCIA / LENGTH (m)	SECCION / SECTION (mm ²)
0 ~ 30	0.25
30 ~ 100	0.5
100 ~ 300	1

— 1 mm²
 - - - ABREPUERTAS OPCIONAL
 OPTIONAL ELECTRIC LOCK