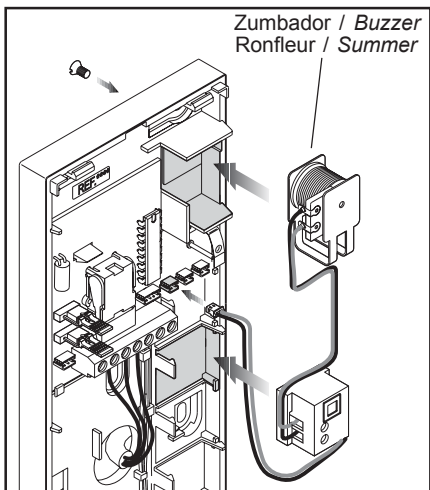
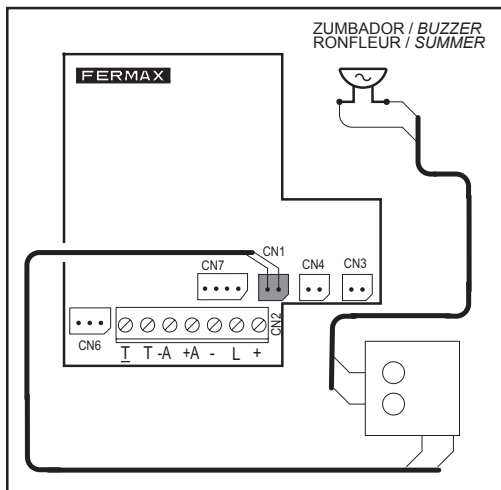


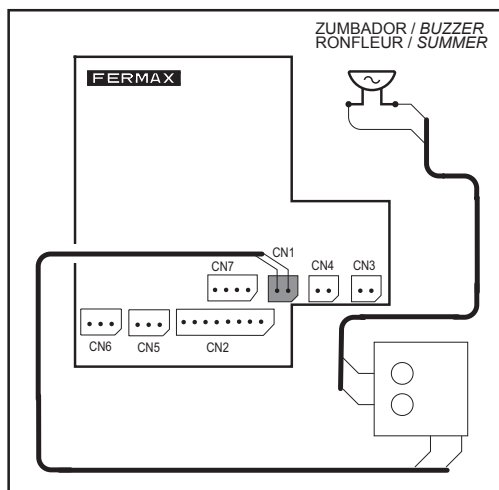
### INSTALACIÓN DEL KIT / KIT INSTALLATION / INSTALLATION DU KIT / SET INSTALLATION



Emplazamiento interno / Inner placement  
Emplacement interne / Innere Installation

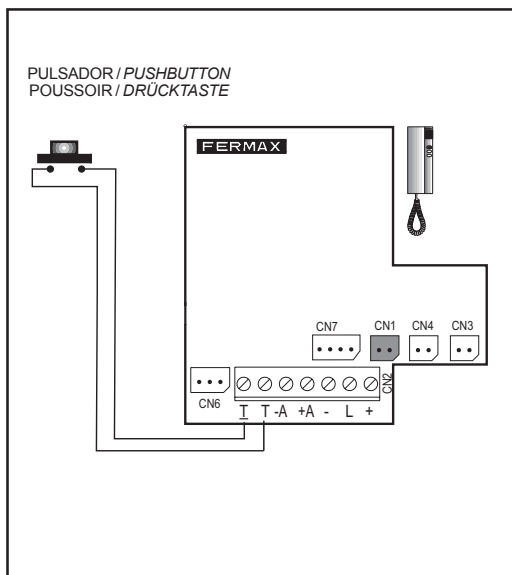


Conexión al teléfono ADS  
Connection to the ADS telephone  
Connexion au poste ADS  
Anschluß an der ADS Telefon

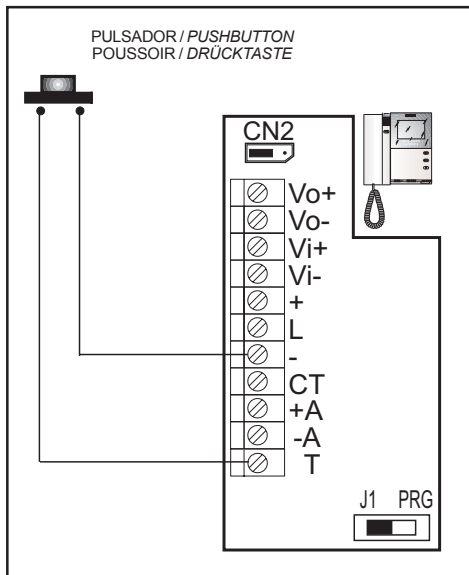


Conexión al circuito de teléfono del monitor ADS  
Connection to the telephone circuit of the ADS monitor  
Connexion au circuit de téléphone du moniteur ADS  
Anschluß an der Telefonplätine von ADS Monitor

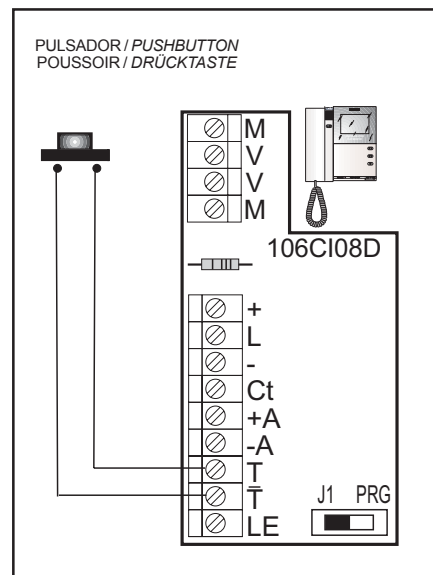
### CONEXION DEL PULSADOR / PUSHBUTTON CONNECTION / CONNEXION DU BOUTON-POUSSOIR / DRÜCKTASTE ANSCHLUB



Conexión al teléfono ADS  
Connection to the telephone ADS  
Connexion au poste ADS  
Anschluß an der ADS Telefon



Conexión al conector VISION 5 del monitor  
Connection to the monitor VISION 5 connector  
Connexion au connecteur VISION 5 du moniteur  
Anschluß an der VISION 5 Anschlußplatte von Monitor



Conexión al conector ADS del monitor  
Connection to the monitor ADS connector  
Connexion au connecteur ADS du moniteur  
Anschluß an der ADS Anschlußplatte